

# ENGINE

## CATALOGUE



**SINA®**



**Kawasaki**  
— ENGINES —



[www.camaproducts.co.nz](http://www.camaproducts.co.nz)

JANUARY 2023



**1E34F**

- 1.14hp
- 25.4cc Single Cylinder Two Stroke engine
- Great for Go Karts and many other applications.

**GV160**

- 5.0hp
- 159cc Four Stroke engine
- Max Torque 8.3Nm @ 2500rpm
- 7/8" Shaft
- Cast Iron Cylinder Sleeve
- Weight 11.8kg (dry).

**1E40F**

- 1.68hp
- 42.7cc Single Cylinder Two Stroke engine
- Great for Go Karts and many other applications.

**GV200**

- 5.5hp
- 196cc Four Stroke engine
- Max Torque 10.5Nm @ 2500rpm
- 7/8" Shaft
- Cast Iron Cylinder Sleeve
- Weight 14kg (dry).

**GV140**

- 4.0hp
- 139cc Four Stroke engine
- Max Torque 7.0Nm @ 2500rpm
- 7/8" Shaft
- Cast Iron Cylinder Sleeve
- Weight 13kg (dry).

**GV230**

- 7.5hp
- 224cc Four Stroke engine
- Max Torque 14.0Nm @ 2500rpm
- 7/8" Shaft
- Cast Iron Cylinder Sleeve
- Weight 13.7kg (dry).

### GV230E



- 7.5hp
- 224cc Four Stroke engine
- Max Torque 14.0Nm @ 2500rpm
- 1" Shaft
- Cast Iron Cylinder Sleeve
- Weight 13.7kg (dry).

### GV540



- 18.0hp
- 546cc Four Stroke engine
- Max Torque 33Nm @ 2600rpm
- 1" Shaft • Electric Start
- Cast Iron Cylinder Sleeve
- Weight 35kg (dry).

### GV420



- 12.0hp
- 413cc Four Stroke engine
- Max Torque 22Nm @ 2700rpm
- 1" Shaft • Electric Start
- Cast Iron Cylinder Sleeve
- Weight 32kg (dry).

### GV590



- 17.0hp
- 586cc V-Twin Four Stroke engine
- Max Torque 37Nm @ 2400rpm
- 1" Shaft
- Electric Start
- Cast Iron Cylinder Sleeve
- Weight 36kg (dry).

### GV460



- 16.0hp
- 452cc Four Stroke engine
- Max Torque 27Nm @ 2700rpm
- 1" Shaft • Electric Start
- Cast Iron Cylinder Sleeve
- Weight 32kg (dry).

### GV630



- 20.0hp
- 608cc Four Stroke engine
- Max Torque 40Nm @ 3600rpm
- 1" Shaft • Electric Start
- Cast Iron Cylinder Sleeve
- Weight 35kg (dry).



## GV760



- 25.0hp
- 764cc V-Twin Four Stroke engine
- Max Torque 55Nm @3600rpm
- 1" Shaft
- Electric Start
- Cast Iron Cylinder Sleeve
- Weight 42kg (dry).

## G120



- 4.0hp
- 118cc Four Stroke engine
- Max Torque 7.3Nm @ 3000rpm
- 3/4" Shaft
- Cast Iron Cylinder Sleeve
- Weight 13.0kg (dry).

## GV800



- 27.0hp
- 803cc V-Twin Four Stroke engine
- Max Torque 55Nm @3600rpm
- 1 1/8" Shaft
- Electric Start
- Cast Iron Cylinder Sleeve
- Weight 42kg (dry).

## G200



- 6.5hp
- 196cc Four Stroke engine
- Max Torque 12.4Nm @ 3600rpm
- 3/4" Shaft
- Cast Iron Cylinder Sleeve
- Weight 16kg (dry).

## G100



- 2.5hp
- 87cc Four Stroke engine
- Max Torque 4.5Nm @ 3000rpm
- 5/8" Shaft
- Cast Iron Cylinder Sleeve
- Weight 10.5kg (dry).

## G200B



- 6.5hp
- 196cc Four Stroke engine
- Max Torque 12.4Nm @ 2500rpm (1250rpm output speed)
- 3/4" Shaft • 2:1 Reduction with Centrifugal Clutch
- Cast Iron Cylinder Sleeve
- Weight 20kg (dry).



### G200C



- 6.5hp
- 196cc Four Stroke engine
- Max Torque 12.4Nm @ 2500rpm (1250rpm output speed)
- 3/4" Shaft • 2:1 Reduction
- Cast Iron Cylinder Sleeve
- Weight 16.5kg (dry).

### G420



- 14.0hp
- 420cc Four Stroke engine
- Max Torque 27Nm @ 2800rpm
- 1" Shaft • Electric Start
- Cast Iron Cylinder Sleeve
- Weight 33kg (dry)
- Ideal for Chipper, Waterblaster, Waterpump, Rotary Hoe, Logsplitter and many other applications.

### G200R



- 6.5hp
- 196cc Four Stroke engine
- Max Torque 12.4Nm @ 2500rpm
- 20mm Shaft
- Cast Iron Cylinder Sleeve
- Weight 16.0kg (dry)
- Heavy Duty Engine for Rammers and Plate Compactors.

### G670



- 22.0hp
- 678cc V-Twin Four Stroke engine
- 1" Shaft
- Max Torque 45Nm @ 2500rpm
- Oil Cooler
- Cast Iron Cylinder Sleeve
- Electric Start
- Weight 41kg (dry)
- Ideal for Chipper, Large Waterblaster, Large Waterpump and many other applications.

### G270



- 9.0hp
- 270cc Four Stroke engine
- Max Torque 17.7Nm @ 3600rpm
- 1" Shaft
- Cast Iron Cylinder Sleeve
- Weight 26kg (dry).

### G990



- 35.0hp
- 999cc V-Twin Four Stroke engine
- Max Torque 70Nm @ 2600rpm
- 1 7/8" Shaft
- Electric Start
- Oil Cooler
- Cast Iron Cylinder Sleeve
- Weight 52kg (dry)
- Ideal for Chipper, Large Waterblaster, Large Waterpump and many other applications.



# EX OHV Series Engines

Part No. EH092F40015

## EH09

2.8hp 4 Stroke  
Single Cylinder  
Engine



- 86cc • Max Torque 4.9Nm @ 3600rpm
- 17mm Shaft
- Cast Iron Cylinder Liner
- 1.5L Fuel Tank
- Weight 10kg (dry).

Part No. EX130DH4063

## EX13

4.3hp 4 Stroke  
Single Cylinder  
Engine



- 126cc • Max Torque 8.2Nm @ 2500rpm
- 18mm Shaft
- Cast Iron Cylinder Liner
- 2.7L Fuel Tank
- Weight 14kg (dry).

Part No. EH092F42021

## EH09

2.8hp 4 Stroke  
Single Cylinder  
Engine



- 86cc • Max Torque 4.9Nm @ 3600rpm
- Rammer Threaded Shaft
- Cast Iron Cylinder Liner
- Weight 8kg (dry).

Part No. EX170DF3023

## EX17

5.7hp  
4 Stroke  
Single  
Cylinder  
Engine



- 169cc • Max Torque 11.2Nm @ 2500rpm
- 3/4" Shaft
- Cast Iron Cylinder Liner
- 3.2L Fuel Tank
- Weight 15kg (dry).

Part No. EX130DF1110

## EX13

4.3hp 4 Stroke  
Single Cylinder  
Engine



- 126cc • Max Torque 8.2Nm @ 2500rpm
- 3/4" Shaft
- Cast Iron Cylinder Liner
- 2.7L Fuel Tank
- Weight 14kg (dry).

Part No. EX170DF7520

## EX17

5.7hp  
4 Stroke  
Single  
Cylinder  
Engine



- 169cc • Max Torque 11.2Nm @ 2500rpm
- 3/4" Threaded Pump Shaft
- Cast Iron Cylinder Liner
- 3.2L Fuel Tank
- Weight 15kg (dry).



POWER EQUIPMENT

[www.camaproducts.co.nz](http://www.camaproducts.co.nz)





# EX OHV Series Engines

Part No. EX170DF7530

## EX17

5.7hp  
4 Stroke  
Single  
Cylinder  
Engine




- 169cc • Max Torque 11.2Nm @ 2500rpm
- 5/8" Threaded Pump Shaft
- Cast Iron Cylinder Liner
- 3.2L Fuel Tank
- Weight 15kg (dry).

Part No. EX210DK2441

## EX21

7.0hp  
4 Stroke  
Single  
Cylinder  
Engine



- 211cc • Max Torque 14.1Nm @ 2500rpm
- 20mm Shaft
- Cast Iron Cylinder Liner
- 3.2L Fuel Tank
- Weight 16kg (dry).

Part No. EX170DRF180

## EX17

5.7hp  
4 Stroke  
Single  
Cylinder  
Engine



- 169cc
- Max Torque 11.2Nm @ 2500rpm
- 6:1 Reduction
- 3/4" Shaft
- Cast Iron Cylinder Liner
- 3.2L Fuel Tank
- Weight 17kg (dry).

Part No. EX210DSF230

## EX21

7.0hp  
4 Stroke  
Single  
Cylinder  
Engine



- 211cc • Max Torque 14.1Nm @ 2500rpm
- 3/4" Shaft
- Cast Iron Cylinder Liner
- Electric Start
- 3.2L Fuel Tank
- Weight 16kg (dry).

Part No. EX170H40082

## EX17

5.7hp  
4 Stroke  
Single  
Cylinder  
Engine



- 169cc • Max Torque 11.2Nm @ 2500rpm
- 20mm Shaft
- Cast Iron Cylinder Liner
- 3.2L Fuel Tank
- Weight 15kg (dry).

Part No. EX210DF3480

## EX21

7.0hp  
4 Stroke  
Single  
Cylinder  
Engine



- 211cc • Max Torque 14.1Nm @ 2500rpm
- 2-14 Tapered Generator Shaft
- Cast Iron Cylinder Liner
- 3.2L Fuel Tank
- Weight 16kg (dry).



POWER EQUIPMENT

[www.camaproducts.co.nz](http://www.camaproducts.co.nz)



# EX OHV Series Engines

Part No. EX270DF5000

**EX27**

9.0hp 4 Stroke Single Cylinder Engine



- 265cc • Max Torque 18.7Nm @ 2500rpm
- 1" Shaft
- Cast Iron Cylinder Liner
- 5.6L Fuel Tank
- Weight 21kg (dry).

Part No. EX400DK5000

**EX40**

14.0hp 4 Stroke Single Cylinder Engine



- 404cc
- Max Torque 18.7Nm @ 2500rpm
- 1" Shaft
- Cast Iron Cylinder Liner
- 6.8L Fuel Tank
- Weight 33kg (dry).

Part No. EX270DSF180

**EX27**

9.0hp 4 Stroke Single Cylinder Engine



- 265cc • Max Torque 18.7Nm @ 2500rpm
- 1" Shaft
- Cast Iron Cylinder Liner
- Electric Start
- 5.6L Fuel Tank
- Weight 21kg (dry).

Part No. EX400DSF670

**EX40**

14.0hp 4 Stroke Single Cylinder Engine



- 404cc
- Max Torque 18.7Nm @ 2500rpm
- 1" Shaft
- Cast Iron Cylinder Liner
- Electric Start
- 6.8L Fuel Tank
- Weight 33kg (dry).



POWER EQUIPMENT

[www.camaproducts.co.nz](http://www.camaproducts.co.nz)



## Part No. FR600V-S00


### FR SERIES



18.0hp  
603cc V-Twin  
Four Stroke Engine  
Max Torque  
44Nm @ 2200rpm  
1" Shaft, length 80mm  
Cast Iron Cylinder Liners  
Electric Start  
Weight 36.7kg (dry)

## Part No. FR691V-S06

### FR SERIES



21.5hp  
726cc V-Twin  
Four Stroke Engine  
Max Torque  
53.6Nm @ 2200rpm  
1 1/8" Shaft, length 108mm  
Cast Iron Cylinder Liners  
Electric Start  
Weight 40.0kg (dry)

## Part No. FR651V-S00

### FR SERIES



21.5hp  
726cc V-Twin  
Four Stroke Engine  
Max Torque  
53.3Nm @ 2200rpm  
1" Shaft, length 80mm  
Cast Iron Cylinder Liners  
Electric Start  
Weight 40.0kg (dry)

## Part No. FR730V-S00


### FR SERIES



24.0hp  
726cc V-Twin  
Four Stroke Engine  
Max Torque  
53.9Nm @ 2200rpm  
1" Shaft, length 80mm  
Cast Iron Cylinder Liners  
Electric Start  
Weight 40.0kg (dry)

## Part No. FR691V-S00

### FR SERIES



23.0hp  
726cc V-Twin  
Four Stroke Engine  
Max Torque  
53.6Nm @ 2200rpm  
1" Shaft, length 80mm  
Cast Iron Cylinder Liners  
Electric Start  
Weight 40.0kg (dry)

## Part No. FR730V-S16

### FR SERIES



24.0hp  
726cc V-Twin  
Four Stroke Engine  
Max Torque  
53.9Nm @ 2200rpm  
1 1/8" Shaft, length 108mm  
Cast Iron Cylinder Liners  
Electric Start  
Weight 40.0kg (dry)



## Part No. FT691V-S00

### FT SERIES



22.0hp  
726cc V-Twin  
Four Stroke Engine  
Max Torque  
53.6Nm @ 2400rpm  
1 1/8" Shaft, length 108mm  
Cast Iron Cylinder Liners  
Dual Stage Vortical Air Filter  
Electric Start  
Weight 43.7kg (dry)

## Part No. FX600V-S02

### FX SERIES



19.0hp  
603cc V-Twin  
Four Stroke Engine  
Max Torque  
44.1Nm @ 2200rpm  
1 1/8" Shaft, length 108.8mm  
Cast Iron Cylinder Liners  
Multi-stage Canister  
HD Air Filter  
Electric Start  
Weight 40.7kg (dry)

## Part No. FT730V-S00

### FT SERIES



24.0hp  
726cc V-Twin  
Four Stroke Engine  
Max Torque  
53.7Nm @ 2400rpm  
1 1/8" Shaft, length 108mm  
Cast Iron Cylinder Liners  
Dual Stage Vortical Air Filter  
Electric Start  
Weight 43.7kg (dry)

## Part No. FX691V-S14

### FX SERIES



22.0hp  
726cc V-Twin  
Four Stroke Engine  
Max Torque  
53.4Nm @ 2200rpm  
1" Shaft, length 80mm  
Cast Iron Cylinder Liners  
Multi-stage Canister  
HD Air Filter  
Electric Start  
Weight 46kg (dry)

## Part No. FX600V-S00

### FX SERIES



19.0hp  
603cc V-Twin  
Four Stroke Engine  
Max Torque  
44.1Nm @ 2200rpm  
1" Shaft, length 80mm  
Cast Iron Cylinder Liners  
Multi-stage Canister  
HD Air Filter  
Electric Start  
Weight 40.7kg (dry)

## Part No. FX730V-S12

### FX SERIES



23.5hp  
726cc V-Twin  
Four Stroke Engine  
Max Torque  
54.1Nm @ 2200rpm  
1" Shaft, length 80mm  
Cast Iron Cylinder Liners  
Multi-stage Canister  
HD Air Filter  
Electric Start  
Weight 46kg (dry)



## Part No. FX730V-S00

### FX SERIES

23.5hp  
726cc V-Twin  
Four Stroke Engine  
Max Torque  
54.1Nm @ 2200rpm  
1½" Shaft,  
length 108.8mm  
Cast Iron Cylinder Liners  
Multi-stage Canister  
HD Air Filter  
Electric Start  
Weight 46kg (dry)



## Part No. FX850V-S00

### FX SERIES

27.0hp  
852cc V-Twin  
Four Stroke Engine  
Max Torque  
60.5Nm @ 2200rpm  
1½" Shaft,  
length 108.8mm  
Cast Iron Cylinder Liners  
Multi-stage Canister  
HD Air Filter  
Electric Start  
Weight 56.4kg (dry)



## Part No. FX751V-S00

### FX SERIES

24.5hp  
852cc V-Twin  
Four Stroke Engine  
Max Torque  
60Nm @ 2200rpm  
1½" Shaft,  
length 108.8mm  
Cast Iron Cylinder Liners  
Multi-stage Canister  
HD Air Filter  
Electric Start  
Weight 46kg (dry)



## Part No. FX921V-S04

### FX SERIES

31.0hp  
999cc V-Twin  
Four Stroke Engine  
Max Torque  
73.6Nm @ 2200rpm  
1½" Shaft,  
length 108.8mm  
Cast Iron Cylinder Liners  
Multi-stage Canister  
HD Air Filter  
Electric Start  
Weight 62.6kg (dry)



## Part No. FX801V-S00

### FX SERIES

25.5hp  
852cc V-Twin  
Four Stroke Engine  
Max Torque  
60.5Nm @ 2200rpm  
1½" Shaft,  
length 108.8mm  
Cast Iron Cylinder Liners  
Multi-stage Canister  
HD Air Filter  
Electric Start  
Weight 56.4kg (dry)



## Part No. FX1000V-S08

### FX SERIES

35.0hp  
999cc V-Twin  
Four Stroke Engine  
Max Torque  
75.9Nm @ 2200rpm  
1½" Shaft,  
length 108.8mm  
Cast Iron Cylinder Liners  
Multi-stage Canister  
HD Air Filter  
Electric Start  
Weight 62.6kg (dry)





# ENGINE

## CATALOGUE



***SINA***<sup>®</sup>



**Kawasaki**  
— ENGINES —



[www.camaproducts.co.nz](http://www.camaproducts.co.nz)